




(1)(a) STATEMENT SHOWING SHAREHOLDING PATTERN IN CLAUSE-35			
NAME OF THE COMPANY:TRIBHOVANDAS BHIMJI ZAVERI LIMITED			
SCRIP CODE:	534369	Name of the Scrip:	
Class of Security:			
QUARTER ENDED:	30/06/2012		
Partly paid-up shares	No. of partly paid-up shares	As a % of total no. of partly paid-up shares	As a % of total no. of shares of the Company.
Held by promoter/promoter group	0	0	0
Held by Public	0	0	0
Total:	0	0	0
Outstanding convertible securities:	No. of outstanding securities	As a % of total no. of outstanding convertible securities.	As a % of total no. of shares of the Company assuming full conversion of the convertible securities
Held by promoter/promoter group	0	0	0
Held by Public	0	0	0
Total:	0	0	0
Warrants:	No. of warrants	As a % of total no. of warrants	As a % of total no. of shares of the Company, assuming full conversion of warrants
Held by promoter/promoter group	0	0	0
Held by Public	0	0	0
Total:	0	0	0
Total paid-up capital of the Company, assuming full conversion of warrants and convertible securities	66666667	0	100.00



CATEGORY CODE	CATEGORY OF SHAREHOLDER	NO OF SHAREHOLDERS	TOTAL NUMBER OF SHARES	NO OF SHARES HELD IN DEMATERIALIZED FORM	TOTAL SHAREHOLDING AS A % OF TOTAL NO OF SHARES		SHARES PLEDGE OR OTHERWISE ENCUMBERED	
					AS a PERCENTAGE of (A+B)	As a PERCENTAGE of (A+B+C)	NUMBER OF SHARES	AS a PERCENTAGE
(I)	(II)	(III)	(IV)	(V)	(VI)	(VII)	(VIII)	(IX)=(VIII)/(IV)*100
(A)	PROMOTER AND PROMOTER GROUP							
(1)	INDIAN							
(a)	Individual /HUF	4	46749775	46749775	70.12	70.12	0	0.00
(b)	Central Government/State Government(s)	0	0	0	0.00	0.00	0	0.00
(c)	Bodies Corporate	2	2700000	2700000	4.05	4.05	0	0.00
(d)	Financial Institutions / Banks	0	0	0	0.00	0.00	0	0.00
(e)	Others	0	0	0	0.00	0.00	0	0.00
	Sub-Total A(1) :	6	49449775	49449775	74.17	74.17	0	0.00
(2)	FOREIGN							
(a)	Individuals (NRIs/Foreign Individuals)	0	0	0	0.00	0.00	0	0.00
(b)	Bodies Corporate	0	0	0	0.00	0.00	0	0.00
(c)	Institutions	0	0	0	0.00	0.00	0	0.00
(d)	Qualified Foreign Investor	0	0	0	0.00	0.00	0	0.00
(e)	Others	0	0	0	0.00	0.00	0	0.00
	Sub-Total A(2) :	0	0	0	0.00	0.00	0	0.00
	Total A=A(1)+A(2)	6	49449775	49449775	74.17	74.17	0	0.00
(B)	PUBLIC SHAREHOLDING							
(1)	INSTITUTIONS							
(a)	Mutual Funds /UTI	0	0	0	0.00	0.00		
(b)	Financial Institutions /Banks	0	0	0	0.00	0.00		
(c)	Central Government / State Government(s)	0	0	0	0.00	0.00		
(d)	Venture Capital Funds	0	0	0	0.00	0.00		
(e)	Insurance Companies	0	0	0	0.00	0.00		
(f)	Foreign Institutional Investors	6	7498849	7498849	11.25	11.25		
(g)	Foreign Venture Capital Investors	0	0	0	0.00	0.00		
(h)	Qualified Foreign Investor	0	0	0	0.00	0.00		
(i)	Others	0	0	0	0.00	0.00		
	Sub-Total B(1) :	6	7498849	7498849	11.25	11.25		
(2)	NON-INSTITUTIONS							
(a)	Bodies Corporate	166	6312763	6312763	9.47	9.47		
(b)	Individuals							
	(i) Individuals holding nominal share capital upto Rs.1 lakh	5695	1912653	1912378	2.87	2.87		



CATEGORY CODE	CATEGORY OF SHAREHOLDER	NO OF SHAREHOLDERS	TOTAL NUMBER OF SHARES	NO OF SHARES HELD IN DEMATERIALIZED FORM	TOTAL SHAREHOLDING AS A % OF TOTAL NO OF SHARES		SHARES PLEDGE OR OTHERWISE ENCUMBERED	
					AS a PERCENTAGE of (A+B)	As a PERCENTAGE of (A+B+C)	NUMBER OF SHARES	AS a PERCENTAGE
(I)	(II)	(III)	(IV)	(V)	(VI)	(VII)	(VIII)	(IX)=(VIII)/(IV)*100
	(ii) Individuals holding nominal share capital in excess of Rs.1 lakh	25	1416999	1416999	2.13	2.13		
(c)	Others							
	NON RESIDENT INDIANS	53	23451	23451	0.04	0.04		
	CLEARING MEMBERS	36	52177	52177	0.08	0.08		
(d)	Qualified Foreign Investor	0	0	0	0.00	0.00		
	Sub-Total B(2) :	5975	9718043	9717768	14.58	14.58		
	Total B=B(1)+B(2) :	5981	17216892	17216617	25.83	25.83		
	Total (A+B) :	5987	66666667	66666392	100.00	100.00		
(C)	Shares held by custodians, against which Depository Receipts have been issued							
(1)	Promoter and Promoter Group							
(2)	Public	0	0	0	0.00	0.00		
	GRAND TOTAL (A+B+C) :	5987	66666667	66666392	100.00	0.00	0	0.00




(I)(b) Statement showing holding of securities (including shares, warrants, convertible securities) of persons belonging to the category "Promoter and Promoter Group"											
Sr.No	Name of the Shareholder	Details of Shares held		Encumbered shares (*)			Details of Warrants		Details of convertible securities		Total Shares (including underlying shares assuming full conversion of warrants and convertible securities) as a % of diluted share capital
		No. of Shares held	As a % of grand total (A)+(B)+(C)	Pledge Shares	AS a percentage	AS a % of grand total (A) + (B) + (C) of sub-clause (I)(a)	Number of warrants held	As a % total number of warrants of the same class	Number of convertible securities held	As a % total number of convertible securities of the same class	
(i)	(ii)	(iii)	(iv)	(v)	(vi)=(v)/(iii)*100	(vii)	(viii)	(ix)	(x)	(xi)	(xii)
1	SHRIKANT GOPALDAS ZAVERI	33392275	50.09	0	0.00	0.00	0	0.00	0	0.00	50.09
2	BINAISHA SHRIKANT ZAVERI	5285000	7.93	0	0.00	0.00	0	0.00	0	0.00	7.93
3	RAASHI ZAVERI	4572500	6.86	0	0.00	0.00	0	0.00	0	0.00	6.86
4	BINDU SHRIKANT ZAVERI	3500000	5.25	0	0.00	0.00	0	0.00	0	0.00	5.25
5	TRIBHOVANDAS BHIMJI ZAVERI JEWELLERS (MUMBAI) P	1350000	2.02	0	0.00	0.00	0	0.00	0	0.00	2.02
6	TRIBHOVANDAS BHIMJI ZAVERI (TBZ) PRIVATE LIMITED	1350000	2.02	0	0.00	0.00	0	0.00	0	0.00	2.02
TOTAL :		49449775	74.17	0	0.00	0.00	0	0.00	0	0.00	74.17



(f)(c)(i) Statement showing holding of securities (including shares, warrants, convertible securities) of persons belonging to the category "Public" and holding more than 1% of the total number of shares								
Sr.No.	Name of the shareholder	Number of shares held	Shares as a percentage of total number of shares (i.e., Grant total (A)+(B)+(C) indicated in Statement at para (l)(a) above}	Details of warrants		Details of convertible securities		Total shares (including underlying shares assuming full conversion of warrants and convertible securities) as a % of diluted share capital)
				Number of warrants held	As a % total number of warrants of the same class	Number of convertible securities held	% w.r.t total number of convertible securities of the same class	
1	HSBC GLOBAL INVESTMENT FUNDS A/C HSBC GLOBAL INVESTMENT FUNDS	5452388	8.18	0	0.00	0	0.00	8.18
2	TATA AIA LIFE INSURANCE CO LTD-WHOLE LIFE MID CAPEQUITY FUND-ULIF	1089847	1.63	0	0.00	0	0.00	1.63
3	CREDIT SUISEE (SINGAPORE) LIMITED	791667	1.19	0	0.00	0	0.00	1.19
	TOTAL :	7333902	11.00	0	0.00	0	0.00	11.00




(I)(c)(ii) Statement showing holding of securities (including shares, warrants, convertible securities) of persons (together with PAC) belonging to the category "Public" and holding more than 5% of the total number of shares of the company								
Sr.No.	Name(s) of the shareholder(s) and the Persons Acting in Concert (PAC) with	Number of shares held	Shares as a percentage of total number of shares (i.e., Grant total (A)+(B)+(C) indicated in Statement at para (I)(a) above)	Details of warrants		Details of convertible securities		Total shares (including underlying shares assuming full conversion of warrants and convertible securities) as a % of diluted share capital)
				Number of warrants held	As a % total number of warrants of the same class	Number of convertible securities held	% w.r.t total number of convertible securities of the same class	
1	HSBC GLOBAL INVESTMENT FUNDS A/C HSBC GLOBAL INVESTMENT FUNDS	5452388	8.18	0	0.00	0	0.00	8.18
	TOTAL :	5452388	8.18	0	0.00	0	0.00	8.18



(l)(d) STATEMENT SHOWING DETAILS OF LOCKED-IN SHARES"				
SR.NO.	NAME OF THE SHAREHOLDER	CAT. CODE	NO OF SHARES	PERCENTAGE
1	SHRIKANT GOPALDAS ZAVERI	PD	22,846,545	34.27
2	SHRIKANT GOPALDAS ZAVERI	PD	10,545,730	15.82
3	BINAISHA SHRIKANT ZAVERI	PD	3,768,105	5.65
4	BINDU SHRIKANT ZAVERI	PD	3,500,000	5.25
5	RAASHI ZAVERI	PD	3,260,105	4.89
6	BINAISHA SHRIKANT ZAVERI	PD	1,516,895	2.28
7	TRIBHOVANDAS BHIMJI ZAVERI JEWELLERS (MUMBAI) PVT. LTD.	PRC	1,350,000	2.02
8	TRIBHOVANDAS BHIMJI ZAVERI (TBZ) PRIVATE LIMITED	PRC	1,350,000	2.02
9	RAASHI ZAVERI	PD	1,312,395	1.97
10	KEKI JIMMY UNWALLA	PUB	500,000	0.75
11	MAYUR JAYENDRA CHOKSI	PUB	25,000	0.04
12	RAJEEV BHARAT SAGAR	PUB	25,000	0.04
13	MAYUR JAYENDRA CHOKSI	PUB	225	0.00
	TOTAL :		50,000,000	75.00



(II)(a)	STATEMENT SHOWING DETAILS OF DEPOSITORY RECEIPTS (DRS)			
Sr.No.	Type of outstanding DR (ADRs,GDRs,SDRs,etc.)	Number of outstanding DRs	Number of shares underlying outstanding DRs	Shares underlying outstanding DRs as a percentage of total number of shares (i.e., Grand Total (A)+(B)+(C) indicated in Statement at Para(I)(a) above}
		0	0	0
	TOTAL :	0	0	0



(II)(b)	Statement showing Holding of Depository Receipts (DRs), where underlying shares held by "Promoter/Promoter group" are in excess of 1% of the total number shares.			
Sr.No.	Name of the DR Holder	Type of outstanding DR (ADRs,GDRs,SDRs, etc.)	Number of shares underlying outstanding DRs	Shares underlying outstanding DRs as a percentage of total number of shares {i.e., Grand Total (A)+(B)+(C) indicated in Statement at para(I)(a) above}
			0	0
	TOTAL :		0	0

