



Tribhovandas Bhimji Zaveri Limited
 Reg. Off. :- 241/43, Zaveri Bazar, Mumbai-400 002.
 Corp off 11th Floor, West Wing, Tulsiani Chambers,
 212, Backbay Reclamation, Free Press Journal Road
 Nariman Point, Mumbai - 400 021.

(1)(a) STATEMENT SHOWING SHAREHOLDING PATTERN IN CLAUSE-35			
NAME OF THE COMPANY:TRIBHOVANDAS BHIMJI ZAVERI LIMITED			
SCRIP CODE:	534369	Name of the Scrip: TBZ	
Class of Security:			
QUARTER ENDED:	30/09/2013		
Partly paid-up shares	No. of partly paid-up shares	As a % of total no. of partly paid-up shares	As a % of total no. of shares of the Company.
Held by promoter/promoter group	0	0	0
Held by Public	0	0	0
Total:	0	0	0
Outstanding convertible securities:	No. of outstanding securities	As a % of total no. of outstanding convertible securities.	As a % of total no. of shares of the Company assuming full conversion of the convertible securities
Held by promoter/promoter group	0	0	0
Held by Public	0	0	0
Total:	0	0	0
Warrants:	No. of warrants	As a % of total no. of warrants	As a % of total no. of shares of the Company, assuming full conversion of warrants
Held by promoter/promoter group	0	0	0
Held by Public	0	0	0
Total:	0	0	0
Total paid-up capital of the Company, assuming full conversion of warrants and convertible securities	66,703,995	0	100.00



CATEGORY CODE	CATEGORY OF SHAREHOLDER	NO OF SHAREHOLDERS	TOTAL NUMBER OF SHARES	NO OF SHARES HELD IN DEMATERIALIZED FORM	TOTAL SHAREHOLDING AS A % OF TOTAL NO OF SHARES		SHARES PLEDGE OR OTHERWISE ENCUMBERED	
					AS a PERCENTAGE of (A+B)	As a PERCENTAGE of (A+B+C)	NUMBER OF SHARES	AS a PERCENTAGE
(I)	(II)	(III)	(IV)	(V)	(VI)	(VII)	(VIII)	(IX)=(VIII)/(IV)*100
(A)	PROMOTER AND PROMOTER GROUP							
(1)	INDIAN							
(a)	Individual /HUF	4	46,749,775	46,749,775	70.09	70.09	0	0.00
(b)	Central Government/State Government(s)	-	-	-	0.00	0.00	0	0.00
(c)	Bodies Corporate	2	2,700,000	2,700,000	4.05	4.05	0	0.00
(d)	Financial Institutions / Banks	-	-	-	0.00	0.00	0	0.00
(e)	Others	-	-	-	0.00	0.00	0	0.00
	Sub-Total A(1) :	6	49,449,775	49,449,775	74.13	74.13	0	0.00
(2)	FOREIGN							
(a)	Individuals (NRIs/Foreign Individuals)	-	-	-	0.00	0.00	0	0.00
(b)	Bodies Corporate	-	-	-	0.00	0.00	0	0.00
(c)	Institutions	-	-	-	0.00	0.00	0	0.00
(d)	Qualified Foreign Investor	-	-	-	0.00	0.00	0	0.00
(e)	Others	-	-	-	0.00	0.00	0	0.00
	Sub-Total A(2) :	-	-	-	0.00	0.00	0	0.00
	Total A=A(1)+A(2)	6	49,449,775	49,449,775	74.13	74.13	0	0.00
(B)	PUBLIC SHAREHOLDING							
(1)	INSTITUTIONS							
(a)	Mutual Funds /UTI	1	383	383	0.00	0.00		
(b)	Financial Institutions /Banks	2	3,686	3,686	0.01	0.01		
(c)	Central Government / State Government(s)	-	-	-	0.00	0.00		
(d)	Venture Capital Funds	-	-	-	0.00	0.00		
(e)	Insurance Companies	-	-	-	0.00	0.00		
(f)	Foreign Institutional Investors	13	9,742,694	9,742,694	14.61	14.61		
(g)	Foreign Venture Capital Investors	-	-	-	0.00	0.00		




CATEGORY CODE	CATEGORY OF SHAREHOLDER	NO OF SHAREHOLDERS	TOTAL NUMBER OF SHARES	NO OF SHARES HELD IN DEMATERIALIZED FORM	TOTAL SHAREHOLDING AS A % OF TOTAL NO OF SHARES		SHARES PLEDGE OR OTHERWISE ENCUMBERED	
					AS a PERCENTAGE of (A+B)	As a PERCENTAGE of (A+B+C)	NUMBER OF SHARES	AS a PERCENTAGE
(I)	(II)	(III)	(IV)	(V)	(VI)	(VII)	(VIII)	(IX)=(VIII)/(IV)*100
(h)	Qualified Foreign Investor	-	-	-	0.00	0.00		
(i)	Others	-	-	-	0.00	0.00		
	Sub-Total B(1) :	16	9,746,763	9,746,763	14.61	14.61		
(2)	NON-INSTITUTIONS							
(a)	Bodies Corporate	362	3,412,019	3,412,019	5.12	5.12		
(b)	Individuals							
	(i) Individuals holding nominal share capital upto Rs.1 lakh	7,910	1,499,967	1,499,692	2.25	2.25		
	(ii) Individuals holding nominal share capital in excess of Rs.1 lakh	27	2,310,188	2,310,188	3.46	3.46		
(c)	Others							
	NON RESIDENT INDIANS	96	219,674	219,674	0.33	0.33		
	CLEARING MEMBERS	70	65,609	65,609	0.10	0.10		
(d)	Qualified Foreign Investor	-	-	-	0.00	0.00		
	Sub-Total B(2) :	8,465	7,507,457	7,507,182	11.25	11.25		
	Total B=B(1)+B(2) :	8,481	17,254,220	17,253,945	25.87	25.87		
	Total (A+B) :	8,487	66,703,995	66,703,720	100.00	100.00		
(C)	Shares held by custodians, against which Depository Receipts have been issued							
(1)	Promoter and Promoter Group							
(2)	Public	-	-	-	0.00	0.00		
	GRAND TOTAL (A+B+C) :	8,487	66,703,995	66,703,720	100.00	0.00	0	0.00



Tribhovandas Ehimji Zaveri Limited
 Reg. Off. :- 241/43, Zaveri Bazar, Mumbai-400 002.
 Corp off 11th Floor, West Wing, Tulsiani Chambers,
 212, Backbay Reclamation, Free Press Journal Road,
 Nariman Point, Mumbai - 400 021.

(1)(b) Statement showing holding of securities (including shares, warrants, convertible securities) of persons belonging to the category "Promoter and Promoter Group"											
Sr.No	Name of the Shareholder	Details of Shares held		Encumbered shares (*)			Details of Warrants		Details of convertible securities		Total Shares (including underlying shares assuming full conversion of warrants and convertible securities) as a % of diluted share capital
		No. of Shares held	As a % of grand total (A)+(B)+(C)	Pledge Shares	AS a percentage	AS a % of grand total (A) + (B) + (C) of sub-clause (I)(a)	Number of warrants held	As a % total number of warrants of the same class	Number of convertible securities held	As a % total number of convertible securities of the same class	
(I)	(II)	(III)	(IV)	(V)	(VI)=(V)/(III)*100	(VII)	(VIII)	(IX)	(X)	(XI)	(XII)
1	SHRIKANT GOPALDAS ZAVERI	33,392,275	50.06	0	0.00	0.00	0	0.00	0	0.00	50.06
2	BINAISHA SHRIKANT ZAVERI	5,285,000	7.92	0	0.00	0.00	0	0.00	0	0.00	7.92
3	RAASHI ZAVERI	4,572,500	6.85	0	0.00	0.00	0	0.00	0	0.00	6.85
4	BINDU SHRIKANT ZAVERI	3,500,000	5.25	0	0.00	0.00	0	0.00	0	0.00	5.25
5	TRIBHOVANDAS BHIMJI ZAVERI JEWELLERS (MUMBAI) P	1,350,000	2.02	0	0.00	0.00	0	0.00	0	0.00	2.02
6	TRIBHOVANDAS BHIMJI ZAVERI (TBZ) PRIVATE LIMITED	1,350,000	2.02	0	0.00	0.00	0	0.00	0	0.00	2.02
TOTAL :		49,449,775	74.13	0	0.00	0.00	0	0.00	0	0.00	74.13



Tribhovandas Bhimji Zaveri Limited
 Reg. Off. :- 241/43, Zaveri Bazar, Mumbai-400 002.
 Corp off 11th Floor, West Wing, Tulsiani Chambers,
 212, Backbay Reclamation, Free Press Journal Road
 Nariman Point, Mumbai - 400 021.

(I)(c)(i) Statement showing holding of securities (including shares, warrants, convertible securities) of persons belonging to the category "Public" and holding more than 1% of the total number of shares								
Sr.No.	Name of the shareholder	Number of shares held	Shares as a percentage of total number of shares (i.e., Grant total (A)+(B)+(C) indicated in Statement at para (I)(a) above)	Details of warrants		Details of convertible securities		Total shares (including underlying shares assuming full conversion of warrants and convertible securities) as a % of diluted share capital)
				Number of warrants held	As a % total number of warrants of the same class	Number of convertible securities held	% w.r.t total number of convertible securities of the same class	
1	SMALLCAP WORLD FUND, INC	3,439,332	5.16	0	0.00	0	0.00	5.16
2	HSBC GLOBAL INVESTMENT FUNDS A/C HSBC GIF MAURITIUS LIMITED	2,785,024	4.18	0	0.00	0	0.00	4.18
3	ACACIA PARTNERS, LP	878,509	1.32	0	0.00	0	0.00	1.32
4	MORGAN STANLEY ASIA (SINGAPORE) PTE.	681,302	1.02	0	0.00	0	0.00	1.02
	TOTAL :	7,784,167	11.67	0	0.00	0	0.00	11.67



Tribhovandas Bhimji Zaveri Limited
 Reg. Off. :- 241/43, Zaveri Bazar, Mumbai-400 002.
 Corp off 11th Floor, West Wing, Tulsiani Chambers,
 212, Backbay Reclamation, Free Press Journal Road,
 Nariman Point, Mumbai - 400 021.

(I)(c)(ii) Statement showing holding of securities (including shares, warrants, convertible securities) of persons (together with PAC) belonging to the category "Public" and holding more than 5% of the total number of shares of the company								
Sr.No.	Name(s) of the shareholder(s) and the Persons Acting in Concert (PAC) with	Number of shares held	Shares as a percentage of total number of shares (i.e., Grant total (A)+(B)+(C) indicated in Statement at para (I)(a) above)	Details of warrants		Details of convertible securities		Total shares (including underlying shares assuming full conversion of warrants and convertible securities) as a % of diluted share capital)
				Number of warrants held	As a % total number of warrants of the same class	Number of convertible securities held	% w.r.t total number of convertible securities of the same class	
1	SMALLCAP WORLD FUND, INC	3,439,332	5.16	0	0.00	0	0.00	5.16
TOTAL :		3,439,332	5.16	0	0.00	0	0.00	5.16



Tribhovandas Bhimji Zaveri Limited
 Reg. Off. :- 241/43, Zaveri Bazar, Mumbai-400 002.
 Corp off 11th Floor, West Wing, Tulsiani Chambers,
 212, Backbay Reclamation, Free Press Journal Road
 Nariman Point, Mumbai - 400 021.

(I)(d) STATEMENT SHOWING DETAILS OF LOCKED-IN SHARES"				
Sr.No.	Name of the shareholder	Number of locked-in shares	Locked-in shares as a (%) percentage of total number of shares (i.e, Grand Total (A)+(B)+(C) Indicated in Statement at para (I)(a) above}	Promoter/Promoter Group/Public
1	SHRIKANT GOPALDAS ZAVERI	10,545,730	15.81	PROMOTER/PROMOTER GROUP
2	BINAISHA SHRIKANT ZAVERI	1,516,895	2.27	PROMOTER/PROMOTER GROUP
3	RAASHI ZAVERI	1,312,395	1.97	PROMOTER/PROMOTER GROUP
	TOTAL :	13,375,020	20.05	



Tribhovandas Bhimji Zaveri Limited
 Reg. Off. :- 241/43, Zaveri Bazar, Mumbai-400 002.
 Corp off 11th Floor, West Wing, Tulsiani Chambers,
 212, Backbay Reclamation, Free Press Journal Road,
 Nariman Point, Mumbai - 400 021.

(II)(a) STATEMENT SHOWING DETAILS OF DEPOSITORY RECEIPTS (DRS)				
Sr.No.	Type of outstanding DR (ADRs,GDRs,SDRs,etc.)	Number of outstanding DRs	Number of shares underlying outstanding DRs	Shares underlying outstanding DRs as a percentage of total number of shares {i.e., Grand Total (A)+(B)+(C) indicated in Statement at Para(I)(a) above}
	TOTAL :	0	0	0



Tribhovandas Bhimji Zaveri Limited
 Reg. Off. :- 241/43, Zaveri Bazar, Mumbai-400 002.
 Corp off 11th Floor, West Wing, Tulsiani Chambers,
 212, Backbay Reclamation, Free Press Journal Road,
 Nariman Point, Mumbai - 400 021.

Statement showing Holding of Depository Receipts (DRs), where underlying shares held by "Promoter/Promoter group" are in excess of 1% of the total number shares.				
Sr.No.	Name of the DR Holder	Type of outstanding DR (ADRs,GDRs,SDRs, etc.)	Number of shares underlying outstanding DRs	Shares underlying outstanding DRs as a percentage of total number of shares {i.e., Grand Total (A)+(B)+(C) indicated in Statement at para(I)(a) above}
			0	0
TOTAL :			0	0

NRD
