

Format of Holding of Specified securities

1. Name of Listed Entity: **TRIBHOVANDAS BHIMJI ZAVERI LIMITED**
2. Scrip Code/Name of Scrip/Class of Security: **534369**
3. Share Holding Pattern Filed under: Reg. ~~31(1)(a)~~/Reg.31(1)(b)/Reg.~~31(1)(c)~~
  - a. if under 31(1)(b) then indicate the report for quarter ending 31/12/2015
  - b. if under 31(1)(c) then indicate date of allotment/extinguishment
4. Declaration : The Listed entity is required to submit the following declaration to the extent of submission of information:

	Particulars	YES*	NO*
a	Whether the Listed Entity has issued any partly paid up shares		NO
b	Whether the Listed Entity has issued any Convertible Securities or Warrants?		NO
c	Whether the Listed Entity has any shares against which depository receipts are issued?		NO
d	Whether the Listed Entity has any shares in locked-in?		NO
e	Whether any shares held by promoters are pledge or otherwise encumbered?		NO

\*if the Listed Entity selectes the option 'NO' for the questions above, the columns for the partly paid up shares, Outstanding Convertible Securities/Warrants, depository receipts, locked-in shares, No of shares pledged or otherwise encumbered by promoters, as applicable, shall not be displayed at the time of dissemination on the Stock Exchange website. Also wherever there is 'No' declared by Listed entity in above table the values will be considered as 'Zero' by default on submission of the format of holding of specified securities.

- 5 The tabular format for disclosure of holding of specified securities is as follows:



**Table I - Summary Statement holding of specified securities**

Category	Category of Shareholder	No of Shareholders	No of fully paid up equity shares held	No of Partly paid-up equity shares held	No of Shares Underlying Depository Receipts	Total No of Shares Held (VII) = (IV)+(V)+(VI)	Shareholding as a % of total no of shares (As a % of (A+B+C2))	Number of Voting Rights held in each class of securities			No of Shares Underlying Outstanding convertible securities (Including Warrants)	Shareholding as a % assuming full conversion of convertible Securities (as a percentage of diluted share capital)	Number of Locked in Shares		Number of Shares pledged or otherwise encumbered		Number of equity shares held in dematerialized form	
								No of Voting Rights	Total as a % of (A+B+C)				No.	As a % of total Shares held	No.	As a % of total Shares held		
								Class X	Class Y	Total								
(I)	(II)	(III)	(IV)	(V)	(VI)	(VII)	(VIII)	(IX)			(X)	(XI)	(XII)		(XIII)		(XIV)	
(A)	Promoter & Promoter Group	6	49459775	0	0	49459775	74.12	49459775	0	49459775	74.12	0	74.12	0	0.00	0	0.00	49459775
(B)	Public	13041	17270845	0	0	17270845	25.88	17270845	0	17270845	25.88	0	25.88	0	0.00	NA	NA	17270395
(C)	Non Promoter-Non Public																	
(C1)	Shares underlying DRs	0	0	0	0	0	NA	0	0	0	0.00	0	NA	0	0.00	NA	NA	0
(C2)	Shares held by Employees Trusts	0	0	0	0	0	0.00	0	0	0	0.00	0	0.00	0	0.00	NA	NA	0
	<b>Total:</b>	<b>13047</b>	<b>66730620</b>	<b>0</b>	<b>0</b>	<b>66730620</b>	<b>100.00</b>	<b>66730620</b>	<b>0</b>	<b>66730620</b>	<b>100.00</b>	<b>0</b>	<b>100.00</b>	<b>0</b>	<b>0.00</b>	<b>0</b>	<b>0.00</b>	<b>66730170</b>




Table II - Statement showing shareholding pattern of the Promoter and Promoter Group

Category	Category & Name of the Shareholder	No of Shareholders	No of fully paid up equity shares held	No of Partly paid-up equity shares held	No of Shares Underlying Depository Receipts	Total No of Shares Held (IV+V+VI)	Shareholding as a % of total no of shares (A+B+C2)	Number of Voting Rights held in each class of securities			No of Shares Underlying Outstanding convertible securities (Including Warrants)	Shareholding as a % assuming full conversion of convertible Securities (as a percentage of diluted share capital)	Number of Shares Locked In Shares		Number of Shares pledged or otherwise encumbered		Number of equity shares held in dematerialized form	
								Class X	Class Y	Total			No.	As a % of total Shares held	No.	As a % of total Shares held		
																		(VIII)
(1)	Indian																	
(a)	Individuals/Hindu undivided Family	4	46759775	0	0	46759775	70.07	46759775	0	46759775	70.07	0	70.07	0	0.0	0	0.00	46759775
	SHRIKANT GOPALDAS ZAVERI	1	33402275	0	0	33402275	50.06	33402275	0	33402275	50.06	0	50.06	0	0.0	0	0.00	33402275
	BINDU SHRIKANT ZAVERI	1	3500000	0	0	3500000	5.24	3500000	0	3500000	5.24	0	5.24	0	0.0	0	0.00	3500000
	BINAISHA SHRIKANT ZAVERI	1	5285000	0	0	5285000	7.92	5285000	0	5285000	7.92	0	7.92	0	0.0	0	0.00	5285000
	RAASHI ZAVERI	1	4572500	0	0	4572500	6.85	4572500	0	4572500	6.85	0	6.85	0	0.0	0	0.00	4572500
(b)	Central Government/State Government(s)	0	0	0	0	0	0.00	0	0	0	0.00	0	0.00	0	0.0	0	0.00	0
(c)	Financial Institutions/Banks	0	0	0	0	0	0.00	0	0	0	0.00	0	0.00	0	0.0	0	0.00	0
(d)	Any Other	2	2700000	0	0	2700000	4.05	2700000	0	2700000	4.05	0	4.05	0	0.0	0	0.00	2700000
	TRIBHOVANDAS BHIMJI ZAVERI (TBZ) PRIVATE LIMITED	1	1350000	0	0	1350000	2.02	1350000	0	1350000	2.02	0	2.02	0	0.0	0	0.00	1350000
	TRIBHOVANDAS BHIMJI ZAVERI JEWELLERS (MUMBAI) P	1	1350000	0	0	1350000	2.02	1350000	0	1350000	2.02	0	2.02	0	0.0	0	0.00	1350000
	<b>Sub-Total (A)(1)</b>	<b>6</b>	<b>49459775</b>	<b>0</b>	<b>0</b>	<b>49459775</b>	<b>74.12</b>	<b>49459775</b>	<b>0</b>	<b>49459775</b>	<b>74.12</b>	<b>0</b>	<b>74.12</b>	<b>0</b>	<b>0.0</b>	<b>0</b>	<b>0.00</b>	<b>49459775</b>
(2)	Foreign																	
(a)	Individuals (Non-Resident Individuals/Foreign Individuals)	0	0	0	0	0	0.00	0	0	0	0.00	0	0.00	0	0.0	0	0.00	0
(b)	Government	0	0	0	0	0	0.00	0	0	0	0.00	0	0.00	0	0.0	0	0.00	0
(c)	Institutions	0	0	0	0	0	0.00	0	0	0	0.00	0	0.00	0	0.0	0	0.00	0
(d)	Foreign Portfolio Investor	0	0	0	0	0	0.00	0	0	0	0.00	0	0.00	0	0.0	0	0.00	0
(e)	Any Other	0	0	0	0	0	0.00	0	0	0	0.00	0	0.00	0	0.0	0	0.00	0
	<b>Sub-Total (A)(2)</b>	<b>0</b>	<b>0</b>	<b>0</b>	<b>0</b>	<b>0</b>	<b>0.00</b>	<b>0</b>	<b>0</b>	<b>0</b>	<b>0.00</b>	<b>0</b>	<b>0.00</b>	<b>0</b>	<b>0.0</b>	<b>0</b>	<b>0.00</b>	<b>0</b>
	<b>Total Shareholding of Promoter and Promoter Group (A)=(A)(1)+(A)(2)</b>	<b>6</b>	<b>49459775</b>	<b>0</b>	<b>0</b>	<b>49459775</b>	<b>74.12</b>	<b>49459775</b>	<b>0</b>	<b>49459775</b>	<b>74.12</b>	<b>0</b>	<b>74.12</b>	<b>0</b>	<b>0.0</b>	<b>0</b>	<b>0.00</b>	<b>49459775</b>





Table III - Statement showing shareholding pattern of the Public shareholder

Category	Category & Name of the Shareholder	No of Shareholders	No of fully paid up equity shares held	No of Partly paid-up equity shares held	No of Shares Underlying Depository Receipts	Total No of Shares Held (IV+V+VI)	Shareholding as a % of total no of shares (A+B+C2)	Number of Voting Rights held in each class of securities			No of Shares Underlying Outstanding convertible securities (Including Warrants)	Shareholding as a % assuming full conversion of convertible Securities (as a percentage of diluted share capital)	Number of Locked in Shares		Number of Shares pledged or otherwise encumbered		Number of equity shares held in dematerialized form	
								No of Voting Rights					Total as a % of (A+B+C)	No.	As a % of total Shares held	No.		As a % of total Shares held
								Class X	Class Y	Total								
	(I)	(III)	(IV)	(V)	(VI)	(VII)	(VIII)	(IX)			(X)	(XI)	(XII)		(XIII)	(XIV)		
(1)	Institutions																	
(a)	Mutual Funds	1	257	0	0	257	0.00	257	0	257	0.00	0	0.00	0	0.00	NA	NA	257
(b)	Venture Capital Funds	0	0	0	0	0	0.00	0	0	0	0.00	0	0.00	0	0.00	NA	NA	0
(c)	Alternate Investment Funds	0	0	0	0	0	0.00	0	0	0	0.00	0	0.00	0	0.00	NA	NA	0
(d)	Foreign Venture Capital Investors	0	0	0	0	0	0.00	0	0	0	0.00	0	0.00	0	0.00	NA	NA	0
(e)	Foreign Portfolio Investors	14	8964761	0	0	8964761	13.43	8964761	0	8964761	13.43	0	13.43	0	0.00	NA	NA	8964761
	HSBC GLOBAL INVESTMENT FUNDS A/C HSBC GIF MAURITIUS LIMITED	1	2211715	0	0	2211715	3.31	2211715	0	2211715	3.31	0	3.31	0	0.00	NA	NA	2211715
	SMALLCAP WORLD FUND, INC	1	3848900	0	0	3848900	5.77	3848900	0	3848900	5.77	0	5.77	0	0.00	NA	NA	3848900
(f)	Financial Institutions/Banks	2	18028	0	0	18028	0.03	18028	0	18028	0.03	0	0.03	0	0.00	NA	NA	18028
(g)	Insurance Companies	0	0	0	0	0	0.00	0	0	0	0.00	0	0.00	0	0.00	NA	NA	0
(h)	Provident Funds/Pension Funds	0	0	0	0	0	0.00	0	0	0	0.00	0	0.00	0	0.00	NA	NA	0
(i)	Any Other																	
	<b>Sub Total (B)(1)</b>	<b>17</b>	<b>8983046</b>	<b>0</b>	<b>0</b>	<b>8983046</b>	<b>13.46</b>	<b>8983046</b>	<b>0</b>	<b>8983046</b>	<b>13.46</b>	<b>0</b>	<b>13.46</b>	<b>0</b>	<b>0.00</b>	<b>NA</b>	<b>NA</b>	<b>8983046</b>
(2)	Central Government/State Government(s)/President of India	0	0	0	0	0	0.00	0	0	0	0.00	0	0.00	0	0.00	NA	NA	0
	<b>Sub Total (B)(2)</b>	<b>0</b>	<b>0</b>	<b>0</b>	<b>0</b>	<b>0</b>	<b>0.00</b>	<b>0</b>	<b>0</b>	<b>0</b>	<b>0.00</b>	<b>0</b>	<b>0.00</b>	<b>0</b>	<b>0.00</b>	<b>NA</b>	<b>NA</b>	<b>0</b>
(3)	Non-Institutions																	
(a)	i.Individual shareholders holding nominal share capital up to Rs.2 lakhs	12412	2824487	0	0	2824487	4.23	2824487	0	2824487	4.23	0	4.23	0	0.00	NA	NA	2824037
	ii.Individual shareholders holding nominal share capital in excess of Rs. 2 Lakhs	17	1862318	0	0	1862318	2.79	1862318	0	1862318	2.79	0	2.79	0	0.00	NA	NA	1862318
(b)	NBFCs Registered with RBI	5	136203	0	0	136203	0.20	136203	0	136203	0.20	0	0.20	0	0.00	NA	NA	136203
(c)	Employee Trusts	0	0	0	0	0	0.00	0	0	0	0.00	0	0.00	0	0.00	NA	NA	0
(d)	Overseas Depositories (Holding DRs)(Balancing figure)	0	0	0	0	0	0.00	0	0	0	0.00	0	0.00	0	0.00	NA	NA	0
(e)	Any Other																	
	TRUSTS	2	148481	0	0	148481	0.22	148481	0	148481	0.22	0	0.22	0	0.00	NA	NA	148481
	NON RESIDENT INDIANS	127	119412	0	0	119412	0.18	119412	0	119412	0.18	0	0.18	0	0.00	NA	NA	119412
	CLEARING MEMBERS	60	64107	0	0	64107	0.10	64107	0	64107	0.10	0	0.10	0	0.00	NA	NA	64107
	BODIES CORPORATES	399	3132656	0	0	3132656	4.69	3132656	0	3132656	4.69	0	4.69	0	0.00	NA	NA	3132656
	UNCLAIMED SUSPENSE ACCOUNT	2	135	0	0	135	0.00	135	0	135	0.00	0	0.00	0	0.00	NA	NA	135
	<b>Sub Total (B)(3)</b>	<b>13024</b>	<b>8287799</b>	<b>0</b>	<b>0</b>	<b>8287799</b>	<b>12.42</b>	<b>8287799</b>	<b>0</b>	<b>8287799</b>	<b>12.42</b>	<b>0</b>	<b>12.42</b>	<b>0</b>	<b>0.00</b>	<b>NA</b>	<b>NA</b>	<b>8287349</b>
	<b>Total Public Shareholding (B) = (B)(1)+(B)(2)+(B)(3)</b>	<b>13041</b>	<b>17270845</b>	<b>0</b>	<b>0</b>	<b>17270845</b>	<b>25.88</b>	<b>17270845</b>	<b>0</b>	<b>17270845</b>	<b>25.88</b>	<b>0</b>	<b>25.88</b>	<b>0</b>	<b>0.00</b>	<b>NA</b>	<b>NA</b>	<b>17270395</b>



**Tribhovandas Bhimji Zaveri Limited**

Reg. Off. :- 241/43, Zaveri Bazar, Mumbai-400 002.

Corp. off 11<sup>th</sup> Floor, West wing, Tulsiani Chambers,

212 Backbay Reclamation, Free Press Journal Road,

Nariman Point, Mumbai - 400 021.

CIN : L27205MH2007PLC172500

Details of the shareholders acting as persons in Concert including their Shareholding:			
Name of Shareholder	Name of PAC	No of shares	Holding%
<b>Total:</b>		<b>0</b>	<b>0</b>



**Tribhovandas Bhimji Zaveri Limited**  
Reg. Off. :- 241/43, Zaveri Bazar, Mumbai-400 002.  
Corp. off 11<sup>th</sup> Floor, West Wing, Tulsiani Chambers,  
212 Backbay Reclamation, Free Press Journal Road,  
Nariman Point, Mumbai - 400 021.  
CIN : L27205MH2007PLC172598.

**Details of Shares which remain unclaimed may be given hear along with details such as number of shareholders, outstanding shares held in demat/unclaimed suspense account**

No of Shareholders	No of shares
2	135



**Table IV - Statement showing shareholding pattern of the Non Promoter - Non Public Shareholder**

Category	Category & Name of the Shareholder	PAN	No of Share holders	No of fully paid up equity shares held	No of Partly paid-up equity shares held	No of Shares Underlying Depository Receipts	Total No of Shares Held (IV+V+VI)	Shareholding as a % of total no of shares (A+B+C2)	Number of Voting Rights held in each class of securities			No of Shares Underlying Outstanding convertible securities (Including Warrants)	Shareholding as a % assuming full conversion of convertible Securities (as a percentage of diluted share capital)	Number of Locked in Shares		Number of Shares pledged or otherwise encumbered		Number of equity shares held in dematerialized form	
									No of Voting Rights		Total as a % of (A+B+C)			No.	As a % of total Shares held	No.	As a % of total Shares held		
									Class X	Class Y									Total
	(I)	(II)	(III)	(IV)	(V)	(VI)	(VII)	(VIII)	(IX)			(X)	(XI)	(XII)		(XIII)	(XIV)		
(1)	Custodian/DR Holder		0	0	0	0	0	0.00	0	0	0	0.00	0	0.00	0	0.00	NA	NA	0
(2)	Employee Benefit Trust (under SEBI(Share based Employee Benefit) Regulations 2014)		0	0	0	0	0	0.00	0	0	0	0.00	0	0.00	0	0.00	NA	NA	0
	<b>Total Non-Promoter-Non Public Shareholding (C) = (C)(1)+(C)(2)</b>		<b>0</b>	<b>0</b>	<b>0</b>	<b>0</b>	<b>0</b>	<b>0.00</b>	<b>0</b>	<b>0</b>	<b>0</b>	<b>0.00</b>	<b>0</b>	<b>0.00</b>	<b>0</b>	<b>0.00</b>			<b>0</b>

For Tribhovandas Bhimji Zaveri Limited

*Niraj Oza*

**Niraj Oza**  
 Head Legal & Company Secretary & Compliance Officer

